

ET MISSION STATEMENT

ACCELERATE THE TRANSITION TO A LOW CARBON ECONOMY

ET Index Research assists investors in systematically re-allocating capital from high-carbon companies towards lower-carbon companies to reduce exposure to carbon risk.

Our unique and publicly available carbon intensity ranking of the largest global companies allows investors the opportunity to engage and send a strong signal to companies to lower their emissions and disclose complete data.



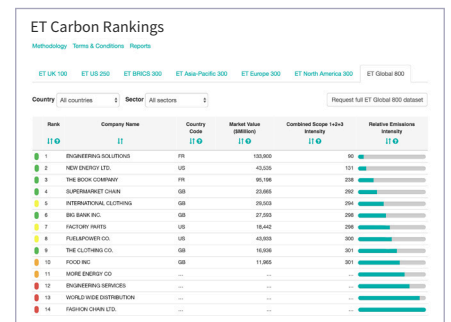
The ET Carbon Rankings drive corporates to lower carbon emissions and increase transparency in order to gain a greater weighting within the index.

Corporates use ET Carbon Analytics to benchmark themselves against peers and communicate their actions on climate change risk management to stakeholders in a standardised format.

1. IDENTIFY ET CARBON RANKINGS

The only public corporate Carbon Rankings of the world's largest listed companies according to their disclosure and carbon efficiency across Greenhouse Gas Protocol Scopes 1, 2 and 3. ET Index Research licenses the underlying carbon emissions data to clients. This can be used for analysis, including carbon footprinting of portfolios.

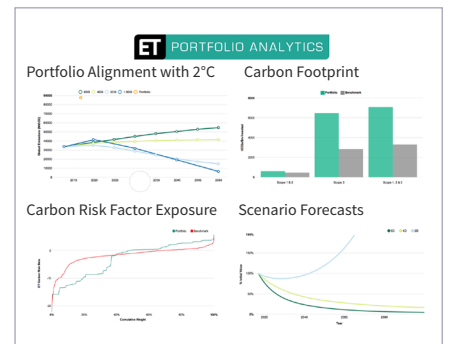
View the [ET Carbon Rankings](#).



2. UNDERSTAND ET PORTFOLIO ANALYTICS

A full report comprises a carbon footprint as well as a deeper analysis that includes portfolio sensitivities to temperature rises and increases in greenhouse gas emissions. The analysis is in line with best practice as advocated by the Task Force on Climate-related Financial Disclosures and obligations under the French Energy Transition Law, which at a minimum require investors to calculate the carbon exposure of their holdings, perform scenario analysis and planning that acknowledges the multidimensional nature of carbon risk.

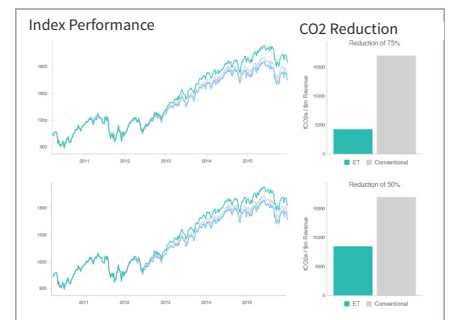
View our [online portfolio carbon footprinting tool](#).



3. MANAGE ET LOW CARBON INDEX SERIES

Engaged Tracking (ET) indexes have outperformed their benchmarks since 2012 and incorporate engagement with constituent companies to improve transparency and lower emissions. Constituent weightings within ET Low Carbon & Fossil Free indexes are based on a company's position in the fully transparent, public ET Carbon Rankings. A selection of emissions reduction options are available. ET Index Research also works with clients to develop custom strategies.

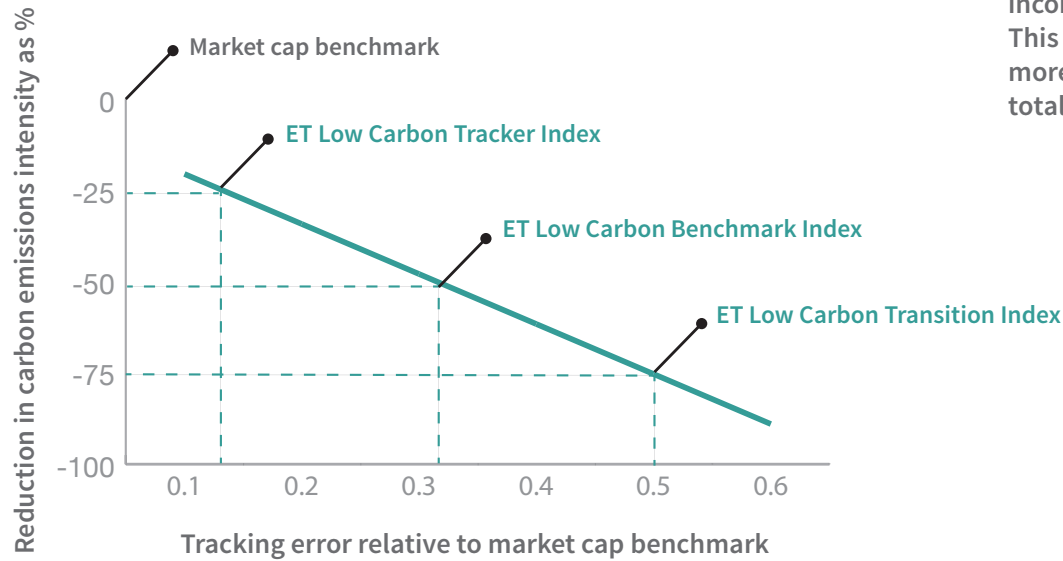
View the [full suite of index factsheets](#).



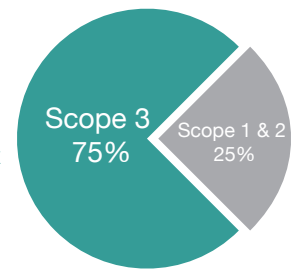
Service	Details	Example uses
Data	Access to the full dataset covering Scope 1, 2 and 3 emissions of 2000+ companies and if that information has been third-party assured. Data is checked for completeness at the point of collection.	<ul style="list-style-type: none"> • Performing in-house portfolio carbon footprinting. • Integration into investment decision-making processes. • Integration into scenario planning. • Building consensus models.
Analytics	Portfolio analytics reports on: <ol style="list-style-type: none"> 1. Carbon exposure. 2. Temperature and greenhouse gas emissions sensitivity. 3. Exposure to political risk regarding climate policy. 4. Portfolio companies' forward looking management strategy. 5. Fossil fuel reserve exposure. 	<ul style="list-style-type: none"> • Fulfilling disclosure requests, e.g. national mandatory reporting requirements, Montreal Pledge, Asset Owners Disclosure Project etc. • Reporting on carbon exposure of funds to clients. • Comparing carbon exposure to multiple benchmarks. • Scenario planning.
Advisory	Access to one of our experts for an in person briefing or 1/2 day workshop.	<ul style="list-style-type: none"> • Improving domain knowledge across investment teams. • Advising on ESG integration across an organisation. • Informing future investment-decision making or climate change strategies.
Indexes	Access to a global suite of low carbon and fossil free low carbon indexes.	<ul style="list-style-type: none"> • Creating low carbon investment strategies. • Low carbon benchmarks for measuring fund performance. • As an engagement tool to improve disclosure and incentivise emissions reductions across ET Carbon Ranking constituents, reducing exposure to overall systemic climate change risk.

Engaged Tracking (ET) indexes incorporate engagement with constituent companies to improve transparency and lower emissions on behalf of the investment community. Constituent weightings within ET Low Carbon & Fossil Free indexes are based on a company’s position in the fully transparent, public ET Carbon Rankings. Different emissions reduction, tracking error options and custom strategies are available.

ET Index low carbon solutions



We differ from other low carbon indexes because we incorporate Scope 3 emissions. This typically accounts for more than 75% of a company’s total footprint.



ET Carbon Rankings

Methodology Terms & Conditions Reports

ET UK 100 ET US 250 ET BRICS 300 ET Asia-Pacific 300 ET Europe 300 ET North America 300 ET Global 800

Country: All countries Sector: All sectors Request full ET Global 800 dataset

Rank	Company Name	Country Code	Market Value (\$Millions)	Combined Scope 1+2+3 Intensity	Relative Emissions Intensity
1	ENGINEERING SOLUTIONS	FR	133,900	90	<div style="width: 90%;"></div>
2	NEW ENERGY LTD.	US	43,535	131	<div style="width: 131%;"></div>
3	THE BOOK COMPANY	FR	95,196	238	<div style="width: 238%;"></div>
4	SUPERMARKET CHAIN	GB	23,665	292	<div style="width: 292%;"></div>
5	INTERNATIONAL CLOTHING	GB	29,503	294	<div style="width: 294%;"></div>
6	BIG BANK INC.	GB	27,593	298	<div style="width: 298%;"></div>
7	FACTORY PARTS	US	18,442	298	<div style="width: 298%;"></div>
8	FUELPPOWER CO.	US	43,933	300	<div style="width: 300%;"></div>
9	THE CLOTHING CO.	GB	16,936	301	<div style="width: 301%;"></div>
10	FOOD INC	GB	11,965	301	<div style="width: 301%;"></div>
11	MORE ENERGY CO	<div style="width: 301%;"></div>
12	ENGINEERING SERVICES	<div style="width: 301%;"></div>
13	WORLD WIDE DISTRIBUTION	<div style="width: 301%;"></div>
14	FASHION CHAIN LTD.	<div style="width: 301%;"></div>

Visit etindex.com to view the ET Carbon Rankings online

Key Features

- Higher exposure to companies set to benefit from the transition to a low carbon economy.
- Lower exposure to companies expected to be disadvantaged by the transition to a low carbon economy.
- ET Index low carbon tilted strategies offer solutions for investors looking to decarbonise and bring about emissions reductions in the economy.
- ET Index Research engages with all constituent companies to lower emissions and improve transparency on behalf of the investment community.